

AGES
3-7

a b c d e f g h i j k

z

y

x

w v u t s r q p o n

l

m

Children's Workbook

Writing Alphabet - 1

موقع مراجعة
by
mourajaa.com

Anies Hannawati Purnamadjaja



Children's Workbook

Writing Alphabet - I

The Writing Alphabet workbook provides materials that help children with their early handwriting skills. The activities in this workbook lead to the ability to write letters of the alphabet. This workbook is suitable for children aged 3 to 7 years old.

This free e-book is produced by Peace of Mind Education for children. Visit our website at <http://peaceofmindeducation.wordpress.com> to subscribe and receive notification of new e-books by e-mail; comments and critics are also appreciated. Hope you and your children enjoy this e-book.



مراجعة
mourajaa.com

INSPIRATION

Teresa Iskandar

ILLUSTRATION

2D Cartoon Elephant, Little Penguin and Small Whale, Lemming,
<http://openclipart.org>

Cartoon Tiger, Markus Mathieu, <http://openclipart.org>

Cartoon Zebra, StudioFibonacci, <http://openclipart.org>

Fall Landscape, inky2010, <http://openclipart.org>

Xylophone, Gerald_G, <http://openclipart.org>

FONT


Print Clearly, © Jess Latham, Blue Vinyl Fonts, <http://www.bvfonts.com>

Copyright © 2012 by Anies Hannawati Purnamadjaja,
Peace of Mind Education, All right reserved.
<http://peaceofmindeducation.wordpress.com>



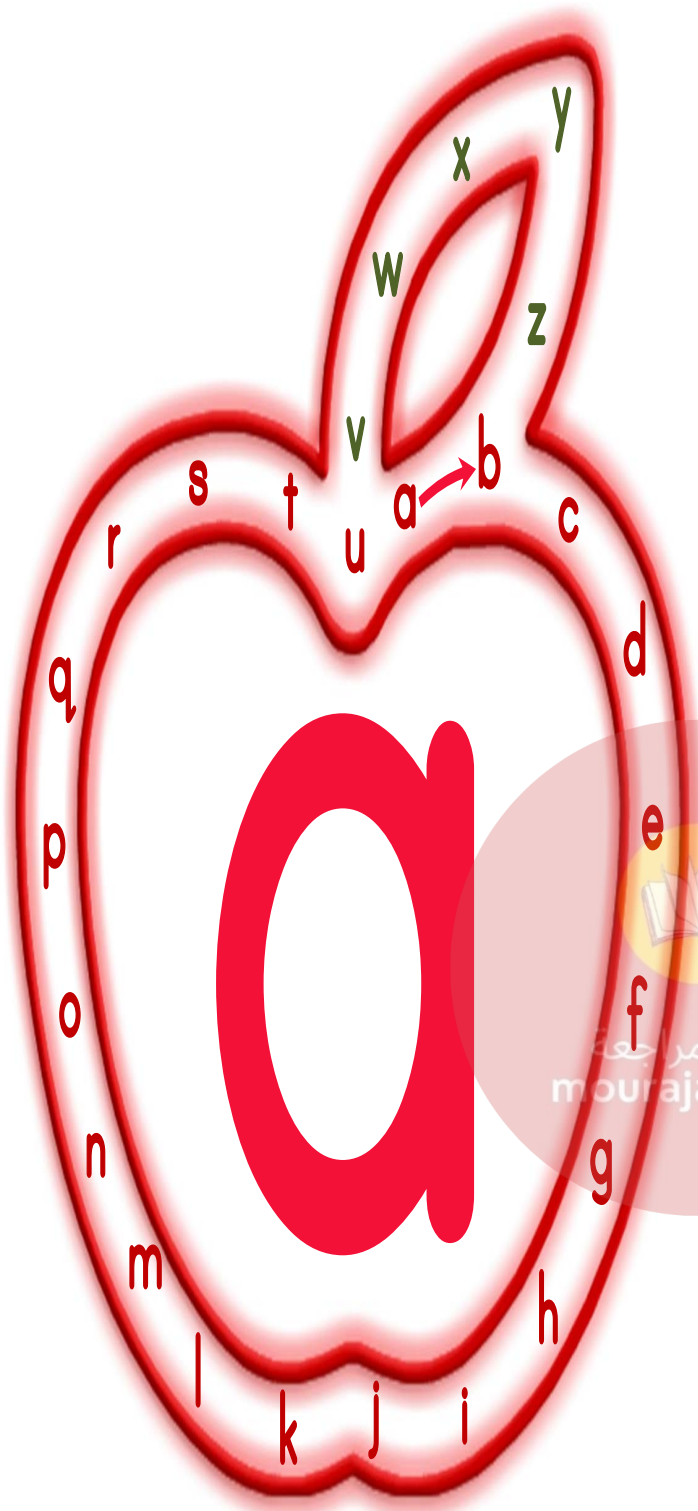
This work is licensed under a
[Creative Commons Attribution - NonCommercial - ShareAlike 3.0 Unported License](http://creativecommons.org/licenses/by-nc-sa/3.0/).



 Left page, colour the clouds that have the 'c' in it.
Right page, trace and write the letter 'c'.

FREE E-BOOK FOR CHILDREN

 Name : _____ Teacher or parent : _____
Date : _____   



a	a	a	a	a	a	a	a	a	a
a	a	a	a	a	a	a	a	a	a
a	a	a	a	a	a	a	a	a	a
a	a	a	a	a	a	a	a	a	a
a	a	a	a	a	a	a	a	a	a
a	a	a	a	a	a	a	a	a	a
a	a	a	a	a	a	a	a	a	a
a	a	a	a	a	a	a	a	a	a
a	a	a	a	a	a	a	a	a	a
a	a	a	a	a	a	a	a	a	a
a	a	a	a	a	a	a	a	a	a
a	a	a	a	a	a	a	a	a	a
a	a	a	a	a	a	a	a	a	a
a	a	a	a	a	a	a	a	a	a
a	a	a	a	a	a	a	a	a	a
a	a	a	a	a	a	a	a	a	a



Left page, draw a line to connect the letters from a to z.
Right page, trace and write the letter 'a'.

FREE E-BOOK FOR CHILDREN



Name : _____
Date : _____

Teacher or parent :
☺ ☹ ☹



d	d	d	d	d	d	d	d	d	d	d
d	d	d	d	d	d	d	d	d	d	d
d	d	d	d	d	d	d	d	d	d	d
d	d	d	d	d	d	d	d	d	d	d
d	d	d	d	d	d	d	d	d	d	d
d	d	d	d	d	d	d	d	d	d	d
d	d	d	d	d	d	d	d	d	d	d
d	d	d	d	d	d	d	d	d	d	d
d	d	d	d	d	d	d	d	d	d	d
d	d	d	d	d	d	d	d	d	d	d
d	d	d	d	d	d	d	d	d	d	d
d	d	d	d	d	d	d	d	d	d	d
d	d	d	d	d	d	d	d	d	d	d
d	d	d	d	d	d	d	d	d	d	d
d	d	d	d	d	d	d	d	d	d	d
d	d	d	d	d	d	d	d	d	d	d
d	d	d	d	d	d	d	d	d	d	d
d	d	d	d	d	d	d	d	d	d	d
d	d	d	d	d	d	d	d	d	d	d
d	d	d	d	d	d	d	d	d	d	d
d	d	d	d	d	d	d	d	d	d	d
d	d	d	d	d	d	d	d	d	d	d




Left page, colour the ducks that have the 'd' in it.
Right page, trace and write the letter 'd'.

FREE E-BOOK FOR CHILDREN

3

Name : _____
Date : _____

Teacher or parent :
😊 ☹️ ☹️



a b c d


e
f g h

i
q p o n m l k j

r

s

t u v w x y z




Left page, draw a line to connect the letters from a to z.
Right page, trace and write the letter 'q'.

FREE E-BOOK FOR CHILDREN



Name : _____
Date : _____

Teacher or parent :

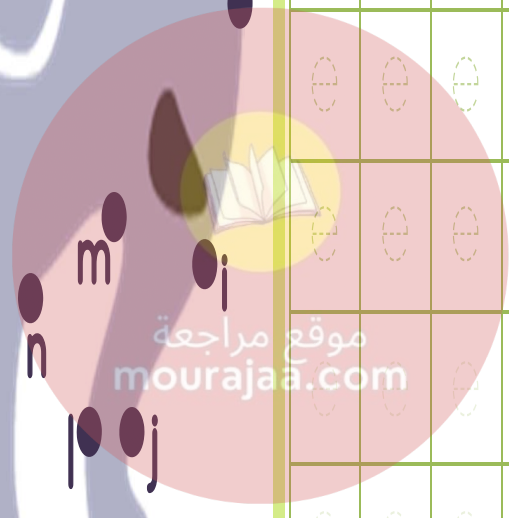
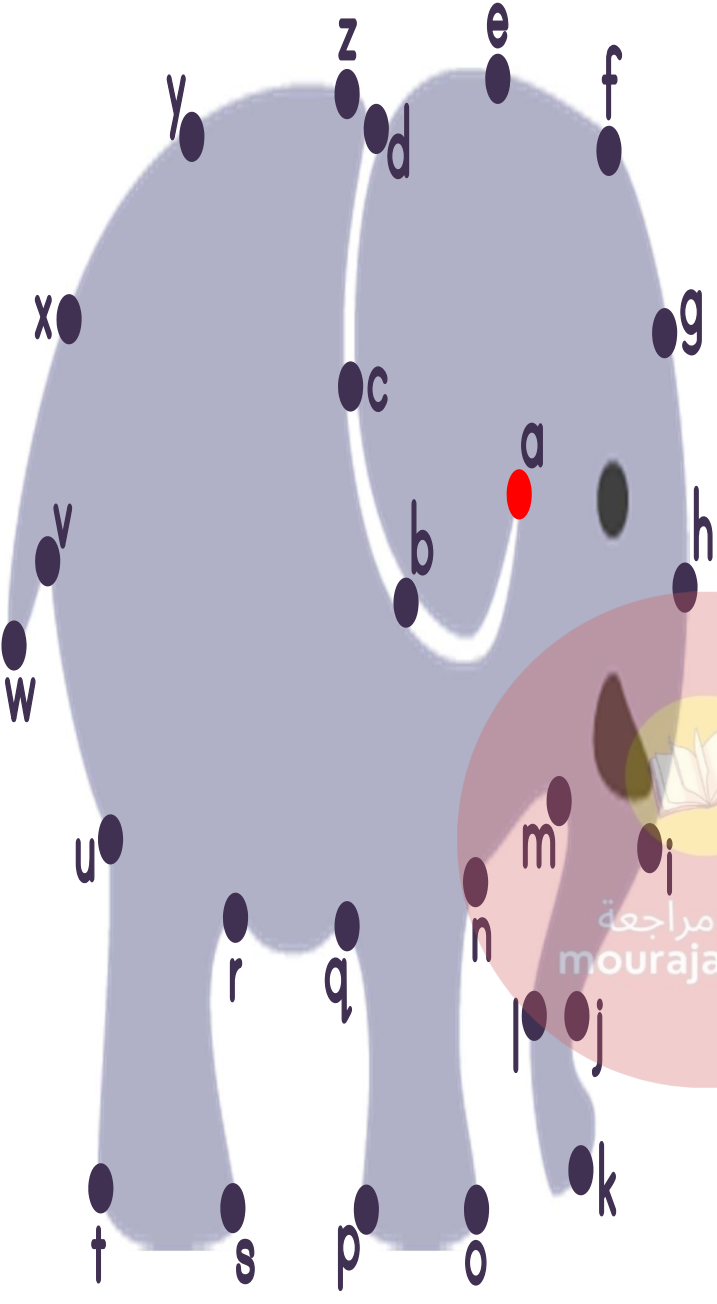


Left page, connect the dots from a to z.
Right page, trace and write the letter 'g'.

FREE E-BOOK FOR CHILDREN

Name : _____
Date : _____

Teacher or parent :






Left page, connect the dots from a to z.
 Right page, trace and write the letter 'e'.


FREE E-BOOK FOR CHILDREN

6

Name : _____
 Date : _____

Teacher or parent :
 😊 😐 😞



 Left page, colour the leaves that have the 'l' in it.
Right page, trace and write the letter 'l'.

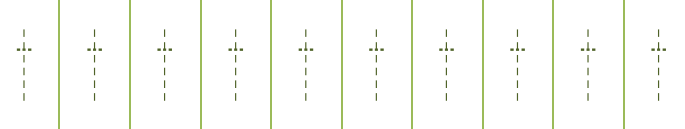
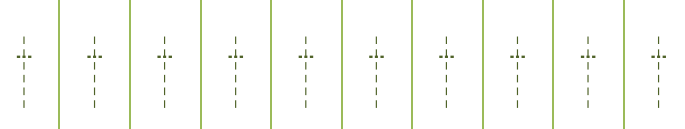
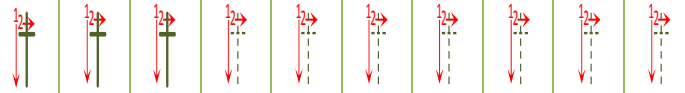
FREE E-BOOK FOR CHILDREN

 Name : _____ Teacher or parent : _____
Date : _____   

abcdefghijklmnopqrstuvwxyz



a u i q j k u z
 b t l e o n m y
 c p o z g h b x
 d u b w c f l w
 e o k l m n d v
 f s j x d o c u
 g h i a j p e t
 o y t q p q r s



Left page, draw a line to connect the letters from a to z.
Right page, trace and write the letter 't'.

FREE E-BOOK FOR CHILDREN


8

Name : _____

Teacher or parent :

Date : _____





Left page, colour the flowers that have the 'f' in it.

Right page, trace and write the letter 'f'.

FREE E-BOOK FOR CHILDREN



Name : _____

Teacher or parent :

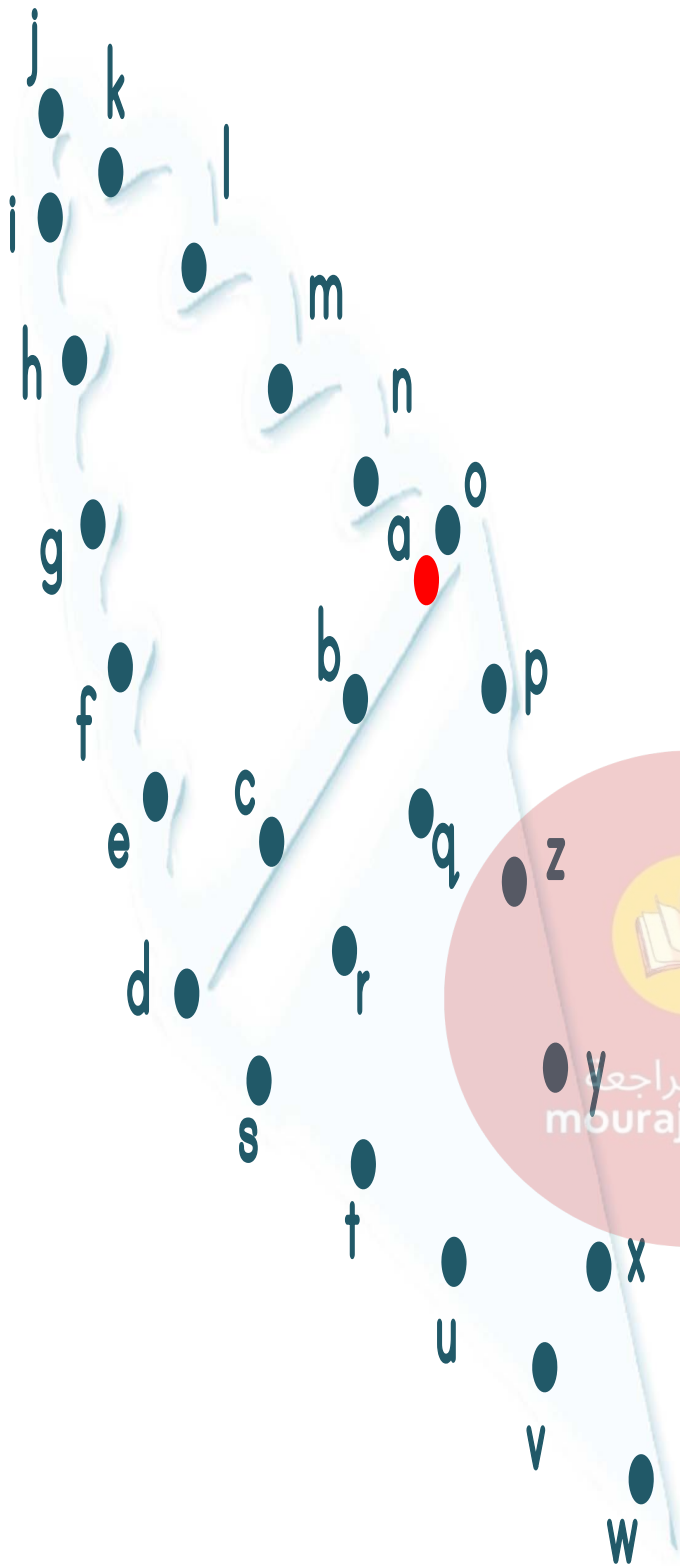
Date : _____



f	f	f	f	f	f	f	f	f	f	
f	f	f	f	f	f	f	f	f	f	
f	f	f	f	f	f	f	f	f	f	
f	f	f	f	f	f	f	f	f	f	
f	f	f	f	f	f	f	f	f	f	
f	f	f	f	f	f	f	f	f	f	
f	f	f	f	f	f	f	f	f	f	
f	f	f	f	f	f	f	f	f	f	
f	f	f	f	f	f	f	f	f	f	
f	f	f	f	f	f	f	f	f	f	
f	f	f	f	f	f	f	f	f	f	
f	f	f	f	f	f	f	f	f	f	
f	f	f	f	f	f	f	f	f	f	
f	f	f	f	f	f	f	f	f	f	
f	f	f	f	f	f	f	f	f	f	
f	f	f	f	f	f	f	f	f	f	
f	f	f	f	f	f	f	f	f	f	
f	f	f	f	f	f	f	f	f	f	
f	f	f	f	f	f	f	f	f	f	
f	f	f	f	f	f	f	f	f	f	
f	f	f	f	f	f	f	f	f	f	



موقع مراجعة
mourajaa.com



Left page, connect the dots from a to z.
Right page, trace and write the letter 'i'.

FREE E-BOOK FOR CHILDREN

10

Name : _____
Date : _____


Teacher or parent :

zo od yo oe xo of wo ou io og vo to so ro q p o n m a




Left page, connect the dots from a to z.
Right page, trace and write the letter 'j'.

FREE E-BOOK FOR CHILDREN



Name : _____
Date : _____

Teacher or parent :



Left page, colour the boats that have the 'b' in it.
Right page, trace and write the letter 'b'.

FREE E-BOOK FOR CHILDREN

12

Name : _____

Date : _____

Teacher or parent :





abcdefghijklmnopqrstuvwxyz



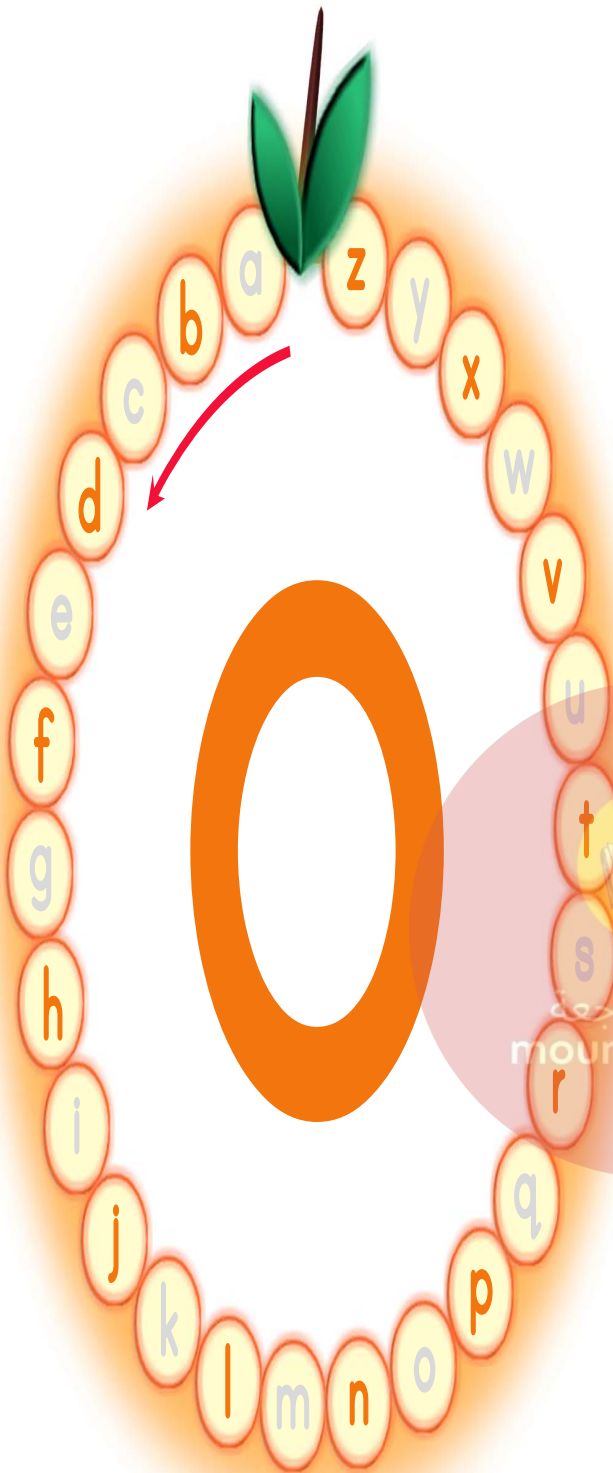
Left page, draw a line to connect the letters from a to z.
Right page, trace and write the letter 'p'.

FREE E-BOOK FOR CHILDREN

13

Name : _____
Date : _____

Teacher or parent :
😊 😐 😞





Left page, trace or fill in the missing letters from a to z.
Right page, trace and write the letter 'o'.

FREE E-BOOK FOR CHILDREN

14

Name : _____
Date : _____

Teacher or parent :





Left page, colour the stars that have the 's' in it.
Right page, trace and write the letter 's'.

FREE E-BOOK FOR CHILDREN

15

Name : _____

Teacher or parent : _____

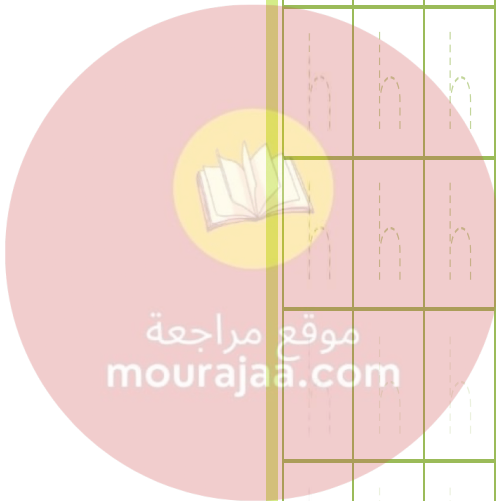
Date : _____





Left page, connect the dots from a to z.

Right page, trace and write the letter 'h'.



FREE E-BOOK FOR CHILDREN

16

Name : _____

Teacher or parent : _____

Date : _____







Left page, colour the roosters that have the 'r' in it.
Right page, trace and write the letter 'r'.

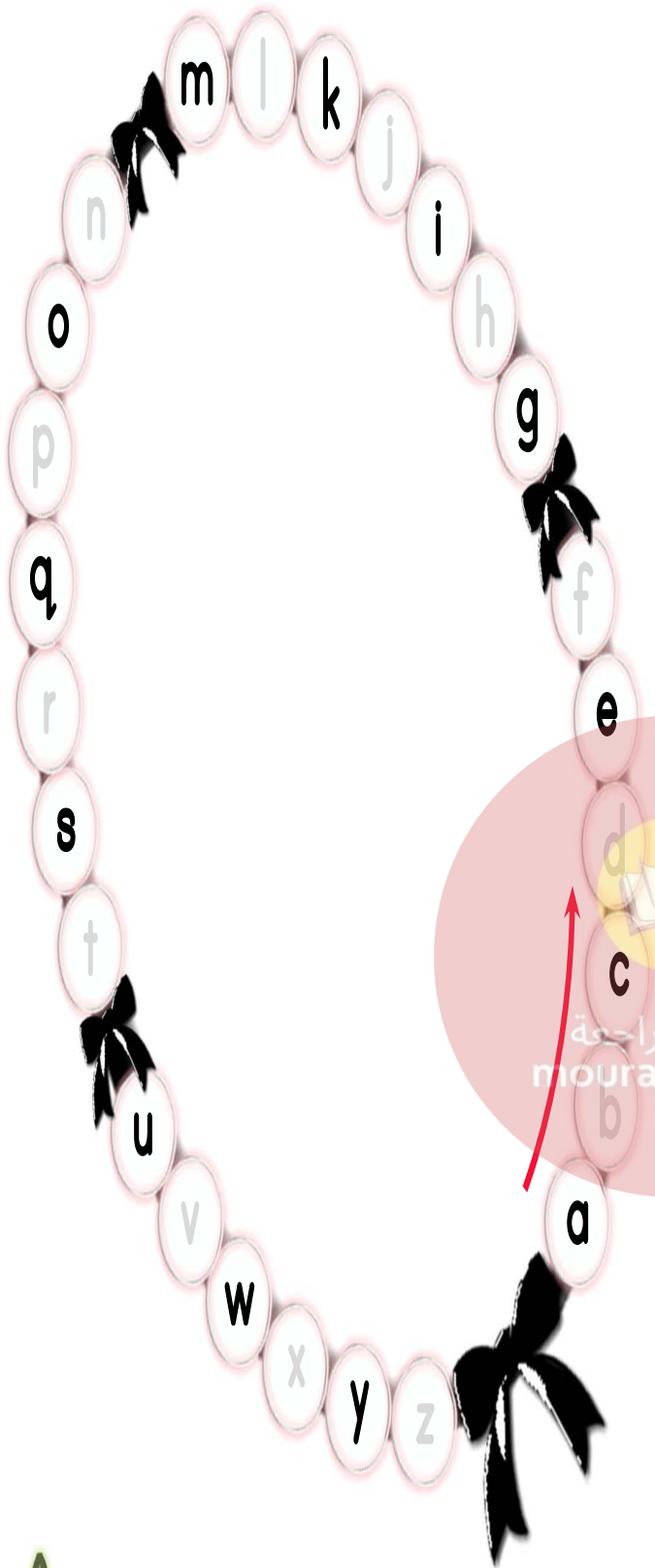
FREE E-BOOK FOR CHILDREN

17

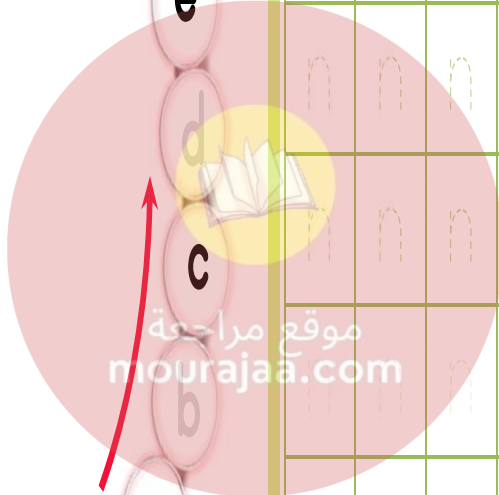
Name : _____
Date : _____

Teacher or parent :



n	n	n	n	n	n	n	n	n	n
n	n	n	n	n	n	n	n	n	n
n	n	n	n	n	n	n	n	n	n
n	n	n	n	n	n	n	n	n	n
n	n	n	n	n	n	n	n	n	n
n	n	n	n	n	n	n	n	n	n
n	n	n	n	n	n	n	n	n	n
n	n	n	n	n	n	n	n	n	n
n	n	n	n	n	n	n	n	n	n
n	n	n	n	n	n	n	n	n	n
n	n	n	n	n	n	n	n	n	n
n	n	n	n	n	n	n	n	n	n
n	n	n	n	n	n	n	n	n	n
n	n	n	n	n	n	n	n	n	n
n	n	n	n	n	n	n	n	n	n



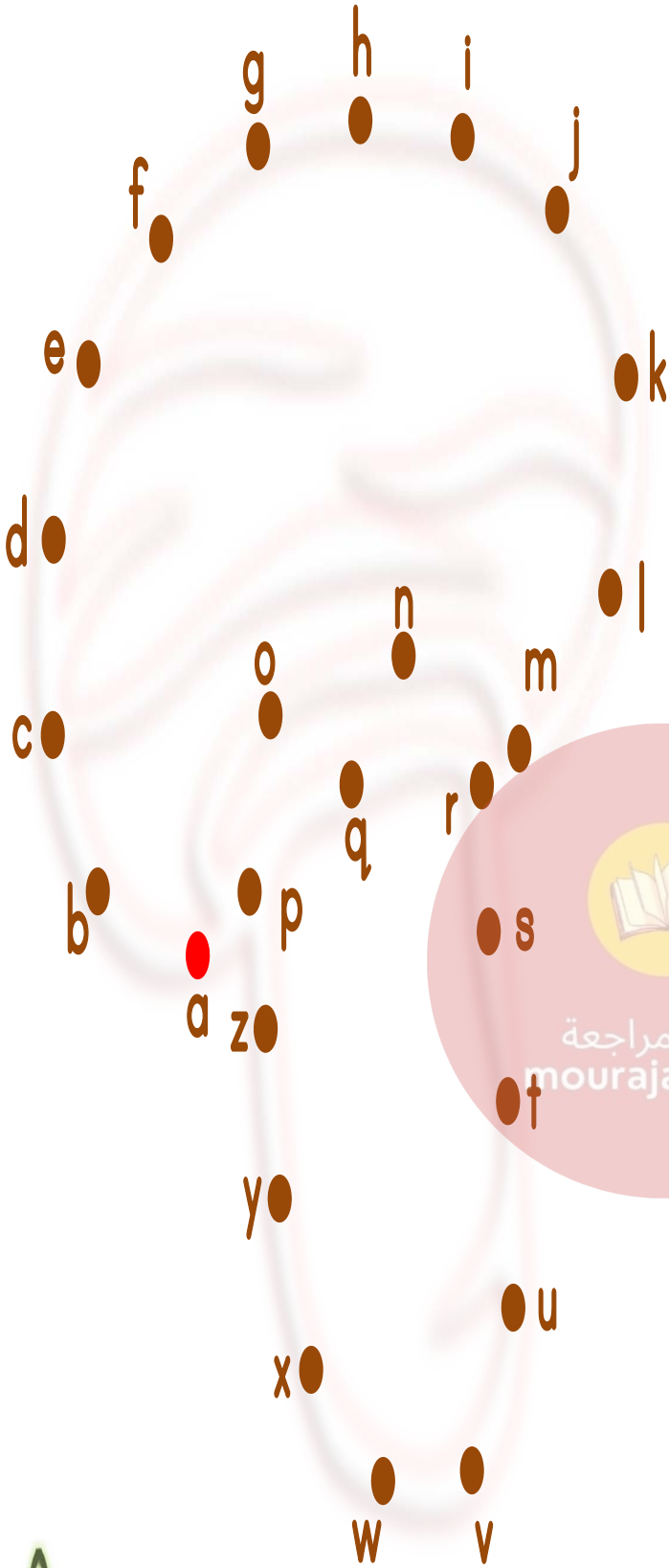
Left page, trace or fill in the missing letters from a to z.
Right page, trace and write the letter 'n'.

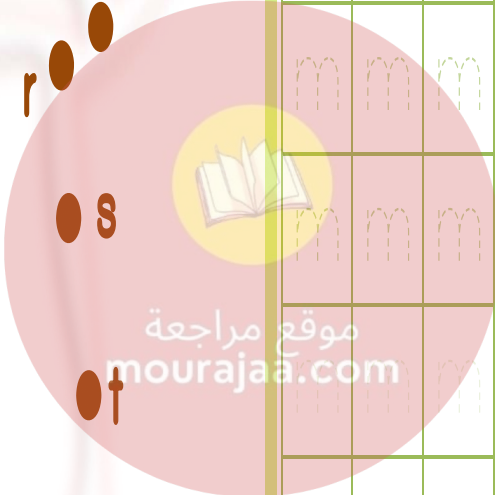
FREE E-BOOK FOR CHILDREN

18

Name : _____
Date : _____

Teacher or parent :





Left page, connect the dots from a to z.
 Right page, trace and write the letter 'm'.

FREE E-BOOK FOR CHILDREN

19

Name : _____
 Date : _____


Teacher or parent :






u	u	u	u	u	u	u	u	u	u
u	u	u	u	u	u	u	u	u	u
u	u	u	u	u	u	u	u	u	u
u	u	u	u	u	u	u	u	u	u
u	u	u	u	u	u	u	u	u	u
u	u	u	u	u	u	u	u	u	u
u	u	u	u	u	u	u	u	u	u
u	u	u	u	u	u	u	u	u	u
u	u	u	u	u	u	u	u	u	u
u	u	u	u	u	u	u	u	u	u
u	u	u	u	u	u	u	u	u	u
u	u	u	u	u	u	u	u	u	u
u	u	u	u	u	u	u	u	u	u
u	u	u	u	u	u	u	u	u	u
u	u	u	u	u	u	u	u	u	u
u	u	u	u	u	u	u	u	u	u
u	u	u	u	u	u	u	u	u	u
u	u	u	u	u	u	u	u	u	u

موقع مراجعة
mourajaa.com

 Left page, colour the umbrellas that have the 'u' in it.
Right page, trace and write the letter 'u'.

FREE E-BOOK FOR CHILDREN

 Name : _____
Date : _____

Teacher or parent :






a z
 b o y
 c o x
 d o w
 e o
 f o v
 g o
 h o
 i o
 j o
 k o
 l o
 m o
 n o
 o o
 p o
 q o
 r o
 s o
 t o
 u o



Left page, connect the dots from a to z.

Right page, trace and write the letter 'v'.

موقع مراجعة
 mourajaa.com

FREE E-BOOK FOR CHILDREN


21

Name : _____

Date : _____

Teacher or parent :





Left page, colour the whales that have the 'w' in it.
Right page, trace and write the letter 'w'.

FREE E-BOOK FOR CHILDREN

22

Name : _____
Date : _____

Teacher or parent :
☺ ☹ ☾



z y x w v

c b o n m u

q p e f u a c t

l m n o p q r s

k t h j g c d l

j i z w x o i b

c h g f e k n u

u y s q d o t l

a b c p j k



موقع مراجعة
mourajaa.com

x	x	x	x	x	x	x	x	x	x
x	x	x	x	x	x	x	x	x	x
x	x	x	x	x	x	x	x	x	x
x	x	x	x	x	x	x	x	x	x
x	x	x	x	x	x	x	x	x	x
x	x	x	x	x	x	x	x	x	x
x	x	x	x	x	x	x	x	x	x
x	x	x	x	x	x	x	x	x	x
x	x	x	x	x	x	x	x	x	x
x	x	x	x	x	x	x	x	x	x
x	x	x	x	x	x	x	x	x	x
x	x	x	x	x	x	x	x	x	x
x	x	x	x	x	x	x	x	x	x
x	x	x	x	x	x	x	x	x	x
x	x	x	x	x	x	x	x	x	x
x	x	x	x	x	x	x	x	x	x
x	x	x	x	x	x	x	x	x	x
x	x	x	x	x	x	x	x	x	x
x	x	x	x	x	x	x	x	x	x
x	x	x	x	x	x	x	x	x	x
x	x	x	x	x	x	x	x	x	x
x	x	x	x	x	x	x	x	x	x
x	x	x	x	x	x	x	x	x	x
x	x	x	x	x	x	x	x	x	x
x	x	x	x	x	x	x	x	x	x
x	x	x	x	x	x	x	x	x	x
x	x	x	x	x	x	x	x	x	x
x	x	x	x	x	x	x	x	x	x
x	x	x	x	x	x	x	x	x	x



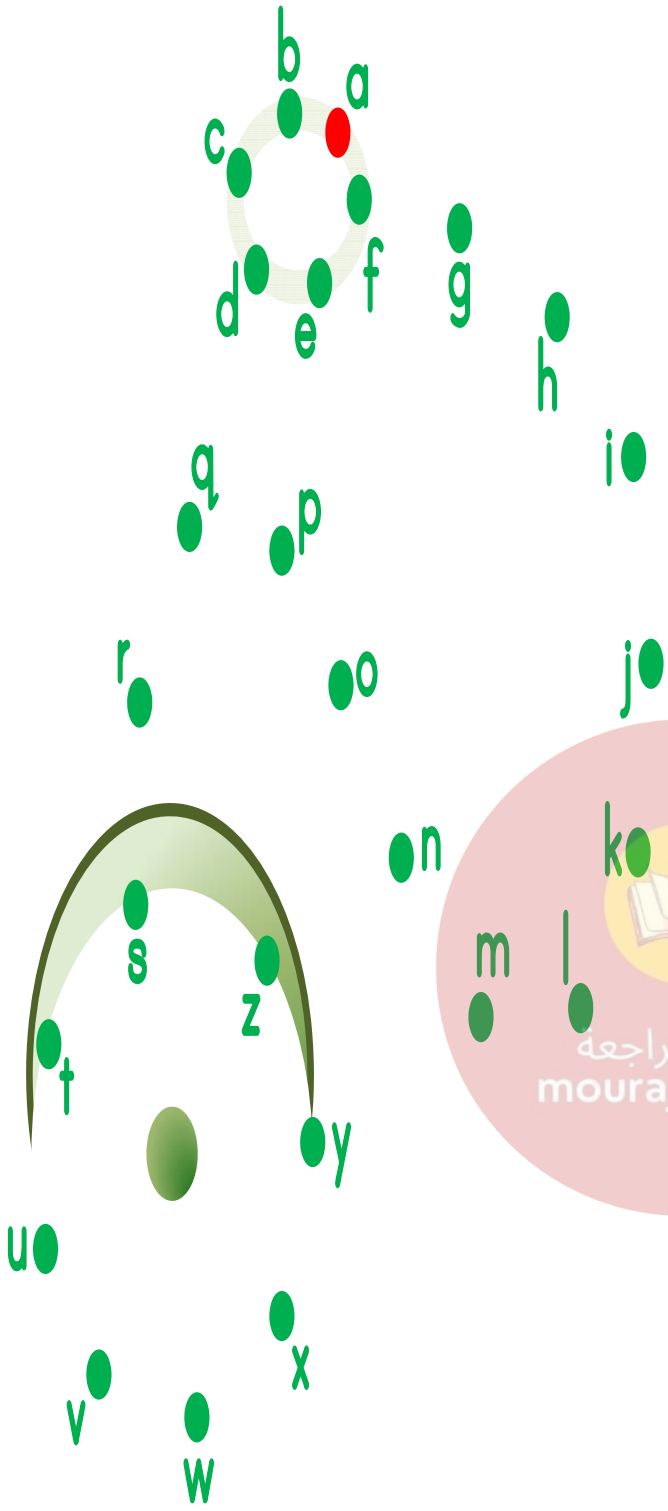
Left page, draw a line to connect the letters from a to z.
Right page, trace and write the letter 'x'.

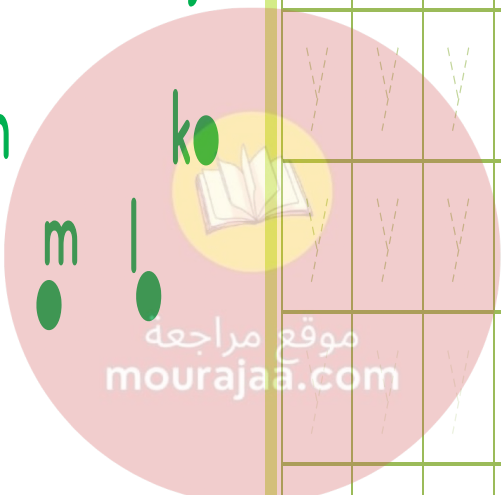
FREE E-BOOK FOR CHILDREN

23

Name : _____
Date : _____

Teacher or parent :
😊 ☹️ 😞






Left page, connect the dots from a to z.
 Right page, trace and write the letter 'y'.


FREE E-BOOK FOR CHILDREN

24 Name : _____ Teacher or parent : _____
 Date : _____





k	k	k	k	k	k	k	k	k	k
k	k	k	k	k	k	k	k	k	k
k	k	k	k	k	k	k	k	k	k
k	k	k	k	k	k	k	k	k	k
k	k	k	k	k	k	k	k	k	k
k	k	k	k	k	k	k	k	k	k
k	k	k	k	k	k	k	k	k	k
k	k	k	k	k	k	k	k	k	k
k	k	k	k	k	k	k	k	k	k
k	k	k	k	k	k	k	k	k	k

 Left page, colour the kites that have the 'k' in it.
Right page, trace and write the letter 'k'.

FREE E-BOOK FOR CHILDREN


25

Name : _____
Date : _____

Teacher or parent :
  



a b c i j k u t
 u t d e o n m b
 q p o f g h y z
 l e o w c i j k
 u t s r b c d l
 v g h q p o n m
 w o f a j k e u
 x y z q p o d l



Left page, draw a line to connect the letters from a to z.

Right page, trace and write the letter 'z'.

FREE E-BOOK FOR CHILDREN

26

Name : _____

Teacher or parent : _____

Date : _____



Z	Z	Z	Z	Z	Z	Z	Z	Z	Z
Z	Z	Z	Z	Z	Z	Z	Z	Z	Z
Z	Z	Z	Z	Z	Z	Z	Z	Z	Z
Z	Z	Z	Z	Z	Z	Z	Z	Z	Z
Z	Z	Z	Z	Z	Z	Z	Z	Z	Z
Z	Z	Z	Z	Z	Z	Z	Z	Z	Z
Z	Z	Z	Z	Z	Z	Z	Z	Z	Z
Z	Z	Z	Z	Z	Z	Z	Z	Z	Z
Z	Z	Z	Z	Z	Z	Z	Z	Z	Z
Z	Z	Z	Z	Z	Z	Z	Z	Z	Z
Z	Z	Z	Z	Z	Z	Z	Z	Z	Z
Z	Z	Z	Z	Z	Z	Z	Z	Z	Z
Z	Z	Z	Z	Z	Z	Z	Z	Z	Z
Z	Z	Z	Z	Z	Z	Z	Z	Z	Z
Z	Z	Z	Z	Z	Z	Z	Z	Z	Z
Z	Z	Z	Z	Z	Z	Z	Z	Z	Z
Z	Z	Z	Z	Z	Z	Z	Z	Z	Z
Z	Z	Z	Z	Z	Z	Z	Z	Z	Z
Z	Z	Z	Z	Z	Z	Z	Z	Z	Z
Z	Z	Z	Z	Z	Z	Z	Z	Z	Z
Z	Z	Z	Z	Z	Z	Z	Z	Z	Z
Z	Z	Z	Z	Z	Z	Z	Z	Z	Z
Z	Z	Z	Z	Z	Z	Z	Z	Z	Z

a b c d e f g h i j

k

l



Peace of Mind Education

<http://peaceofmindeducation.wordpress.com>

مودة
mourajaa.com

m

n

o

p

q r s t u v w x y z